
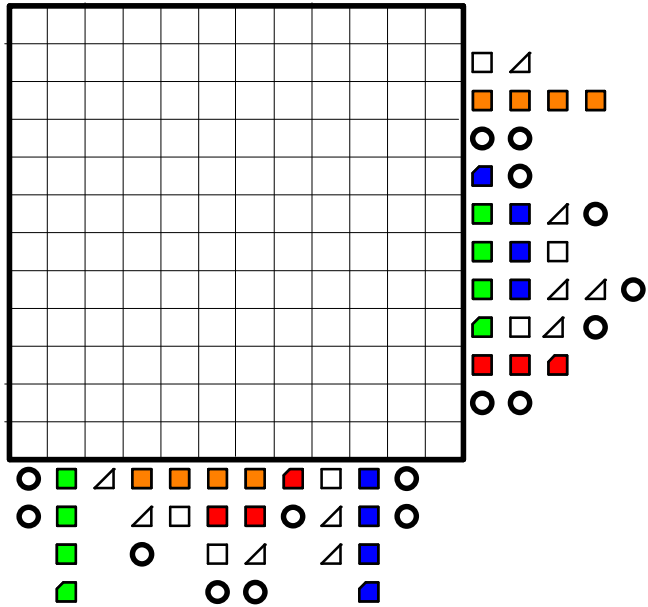


Diese Fahrzeuge müssen gesucht werden

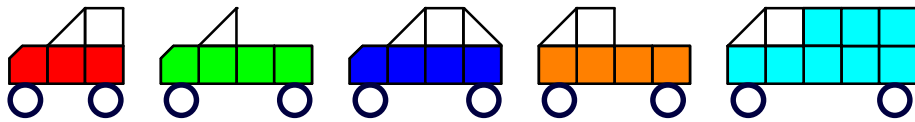


Bauteile ■ ■ ■ □ △ ○ ○

Rätsel 102

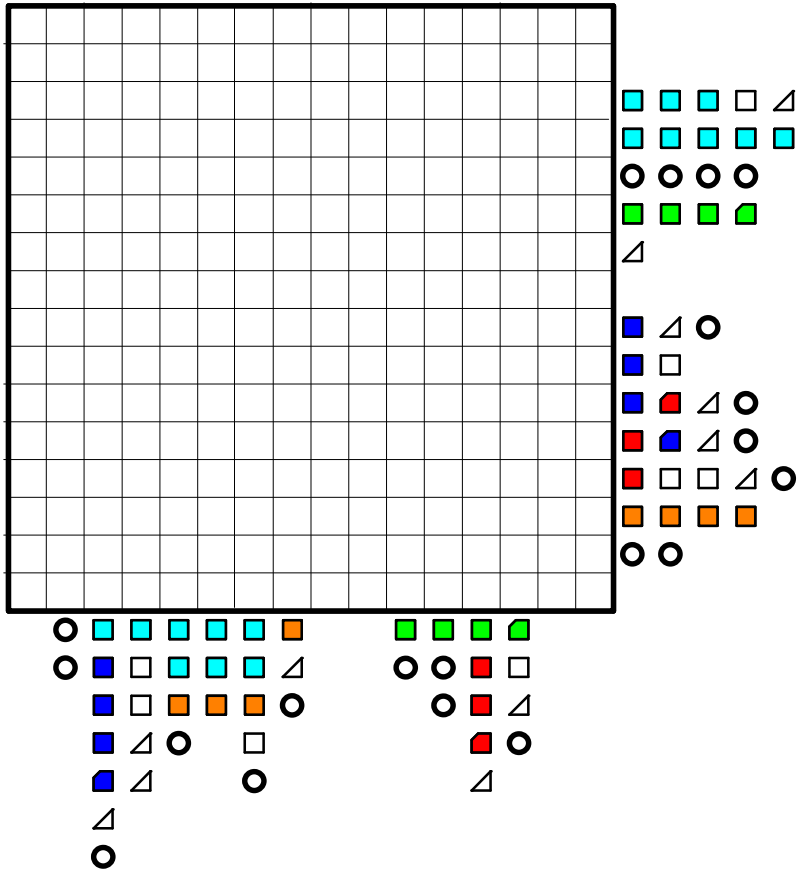


Diese Fahrzeuge müssen gesucht werden



Bauteile ■ ■ ▣ ▤ ○ ○

Rätsel 202




Diese Fahrzeuge müssen gesucht werden

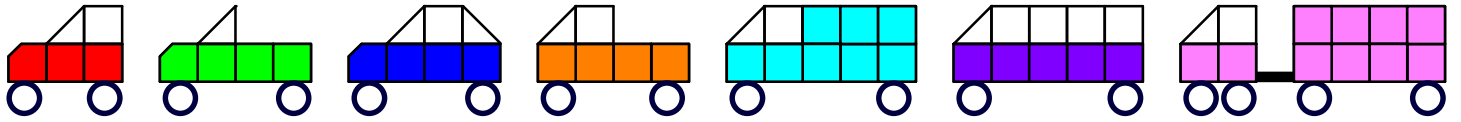


Bauteile ■ ■ ▣ ▤ ○ ○

Rätsel 302

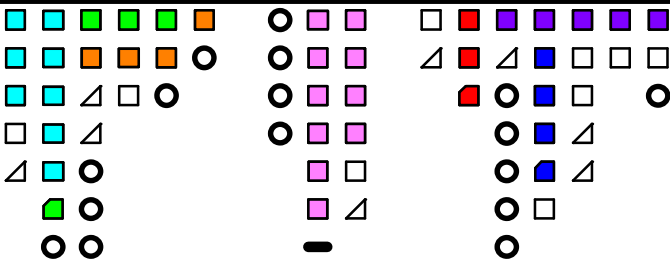
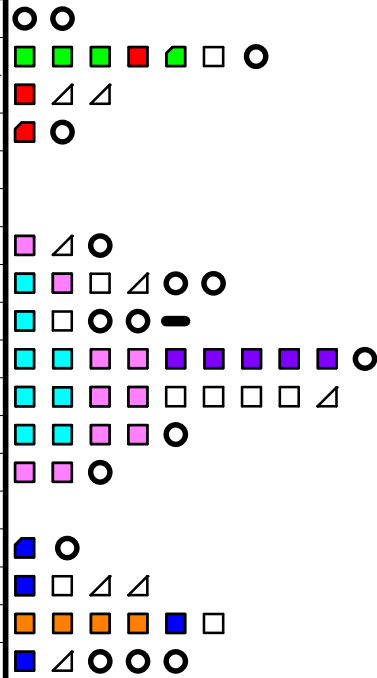



Diese Fahrzeuge müssen gesucht werden

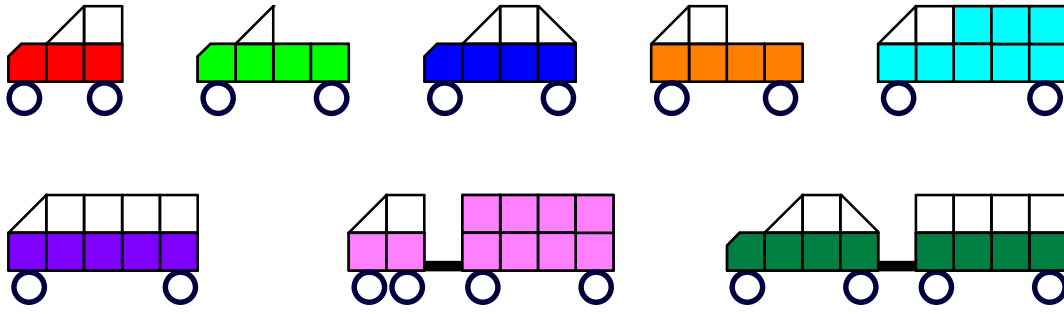


Bauteile ■ ■ ▣ ▤ ○ ○ - -

Rätsel 402



Diese Fahrzeuge müssen gesucht werden

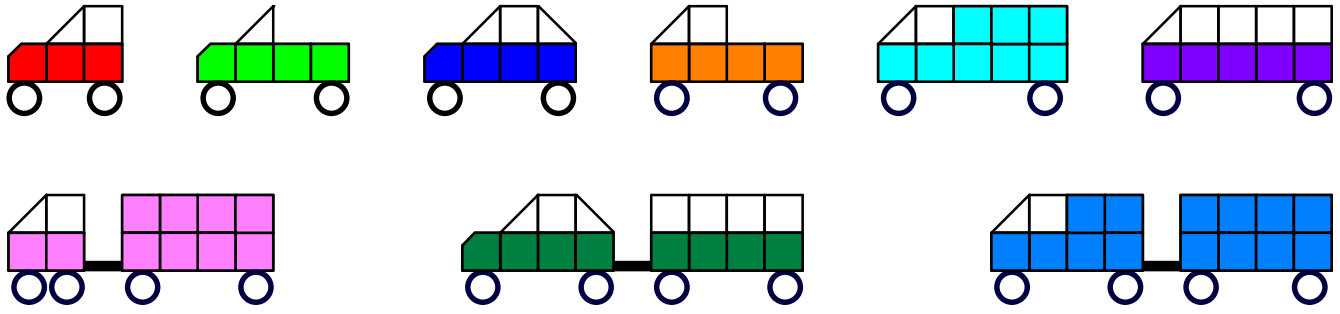


Bauteile

Rätsel 502

The puzzle consists of a 20x20 grid. To the right of the grid is a legend with 18 symbols: a white square and triangle, a red square and triangle, an orange square and circle, a white circle, a purple square and triangle, a green square and triangle, a cyan square and circle, a cyan square and pink square, a cyan square and blue square, a cyan square and pink square, a cyan square and white square, a cyan square and blue square, a blue square and dash, a pink square and circle, a pink square and white square, a pink square and triangle, a dark green square and dash, and a white circle. Below the grid is a key with 18 symbols corresponding to the legend, arranged in two columns. The symbols in the key are: cyan square, red square, purple square, green square, orange square, green square, white square, white triangle, white circle, pink square, pink square, cyan square, blue square, pink square, white square, pink square, pink square, dark green square, and dash.

Diese Fahrzeuge müssen gesucht werden



Bauteile

Rätsel 602

